

BALLY'S ATLANTIC CITY
MONTHLY GROSS REVENUE REPORT
FOR THE MONTH OF JUNE, 2016

CASINO WIN - CURRENT MONTH

Line (a)	Type of Game (b)	Authorized Units (c)	Win or (Loss) (d)	Drop/Handle (e)	Win or (Loss) Percentage (f)
1	Table and Other Games	129	\$ 5,303,721	\$ 31,233,757	17.0%
2	Poker	42	\$ 268,334		
3	Slot Machines	1,840	\$ 11,334,391	\$ 123,307,395	9.2%
4	Total Casino Win		\$ 16,906,446		

GROSS REVENUE

5	Year-to-Date Table and Other Games and Poker Win	\$ 38,593,327	
6	Year-to-Date Slot Machine Win	\$ 63,097,599	
7	Year-to-Date Total Casino Win		\$ 101,690,926
8	Adjustments		\$ -
9	Year-To-Date Gross Revenue		\$ 101,690,926
10	Authorized Casino Square Footage - End of Month	121,624	
11	Authorized Simulcasting Square Footage - End of Month	-	
12	Simulcasting Revenue for the Month.....	\$ -	
13	Simulcasting Handle for the Month.....	\$ -	
14	Promotional Gaming Credits Wagered for the Month.....	\$ 1,848,241	

Under penalties of perjury, I declare that I have examined this report, and to the best of my knowledge and belief, it is true and complete.

July 8, 2016

 DATE

William Pangoras

 WILLIAM PANGORAS
 OPERATIONS CONTROLLER (1792-11)
 TITLE (LICENSE NUMBER)

BORGATA HOTEL CASINO & SPA

MONTHLY GROSS REVENUE REPORT

FOR THE MONTH OF JUNE, 2016

CASINO WIN - CURRENT MONTH

Line (a)	Type of Game (b)	Authorized Units (c)	Win or (Loss) (d)	Drop/Handle (e)	Win or (Loss) Percentage (f)
1	Table and Other Games	186	\$ 15,616,149	\$ 97,827,626	16.0%
2	Poker	79	\$ 1,167,002		
3	Slot Machines	3,026	\$ 39,203,500	\$ 461,595,347	8.5%
4	Total Casino Win		\$ 55,986,651		

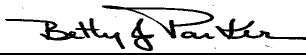
GROSS REVENUE

5	Year-to-Date Table and Other Games and Poker Win	\$ 102,764,227	
6	Year-to-Date Slot Machine Win	\$ 234,706,941	
7	Year-to-Date Total Casino Win		\$ 337,471,168
8	Adjustments		\$ -
9	Year-To-Date Gross Revenue		\$ 337,471,168
10	Authorized Casino Square Footage - End of Month	136,551	
11	Authorized Simulcasting Square Footage - End of Month	23,620	
12	Simulcasting Revenue for the Month.....	\$ 241,643	
13	Simulcasting Handle for the Month.....	\$ 2,906,119	
14	Promotional Gaming Credits Wagered for the Month.....	\$ 5,549,966	

Under penalties of perjury, I declare that I have examined this report, and to the best of my knowledge and belief, it is true and complete.

July 8, 2016

DATE



Betty J. Parker
Casino Controller 8038-11

TITLE (LICENSE NUMBER)

CAESARS ATLANTIC CITY

MONTHLY GROSS REVENUE REPORT

FOR THE MONTH OF JUNE, 2016

CASINO WIN - CURRENT MONTH

Line (a)	Type of Game (b)	Authorized Units (c)	Win or (Loss) (d)	Drop/Handle (e)	Win or (Loss) Percentage (f)
1	Table and Other Games	137	\$ 8,841,782	\$ 41,164,896	21.5%
2	Poker	0	\$ -		
3	Slot Machines	1,854	\$ 16,326,805	\$ 177,279,545	9.2%
4	Total Casino Win		\$ 25,168,587		

GROSS REVENUE

5	Year-to-Date Table and Other Games and Poker Win	\$ 47,373,450	
6	Year-to-Date Slot Machine Win	\$ 91,174,401	
7	Year-to-Date Total Casino Win		\$ 138,547,851
8	Adjustments		\$ 2,295
9	Year-To-Date Gross Revenue		\$ 138,550,146
10	Authorized Casino Square Footage - End of Month	115,225	
11	Authorized Simulcasting Square Footage - End of Month	-	
12	Simulcasting Revenue for the Month.....	\$ -	
13	Simulcasting Handle for the Month.....	\$ -	
14	Promotional Gaming Credits Wagered for the Month.....	\$ 2,438,866	

Under penalties of perjury, I declare that I have examined this report, and to the best of my knowledge and belief, it is true and complete.

July 7, 2016

DATE



Gail Myers

Operations Controller 3470-11

TITLE (LICENSE NUMBER)

GOLDEN NUGGET

MONTHLY GROSS REVENUE REPORT

FOR THE MONTH OF JUNE, 2016

CASINO WIN - CURRENT MONTH

Line (a)	Type of Game (b)	Authorized Units (c)	Win or (Loss) (d)	Drop/Handle (e)	Win or (Loss) Percentage (f)
1	Table and Other Games	84	\$ 4,287,031	\$ 24,655,277	17.4%
2	Poker	10	\$ 69,142		
3	Slot Machines	1,448	\$ 11,346,958	\$ 124,328,592	9.1%
4	Total Casino Win		\$ 15,703,131		

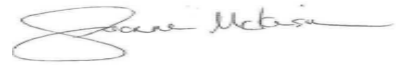
GROSS REVENUE

5	Year-to-Date Table and Other Games and Poker Win	\$ 29,019,392	
6	Year-to-Date Slot Machine Win	\$ 70,317,745	
7	Year-to-Date Total Casino Win		\$ 99,337,137
8	Adjustments		\$ (9,900)
9	Year-To-Date Gross Revenue		\$ 99,327,237
10	Authorized Casino Square Footage - End of Month	78,957	
11	Authorized Simulcasting Square Footage - End of Month	-	
12	Simulcasting Revenue for the Month.....	\$ -	
13	Simulcasting Handle for the Month.....	\$ -	
14	Promotional Gaming Credits Wagered for the Month.....	\$ 2,193,383	

Under penalties of perjury, I declare that I have examined this report, and to the best of my knowledge and belief, it is true and complete.

July 8, 2016

DATE



Joanne McKensie

Director of Finance/Controller 1231.11

HARRAH'S RESORT ATLANTIC CITY

MONTHLY GROSS REVENUE REPORT

FOR THE MONTH OF JUNE, 2016

CASINO WIN - CURRENT MONTH

Line (a)	Type of Game (b)	Authorized Units (c)	Win or (Loss) (d)	Drop/Handle (e)	Win or (Loss) Percentage (f)
1	Table and Other Games	135	\$ 7,110,818	\$ 32,395,785	21.9%
2	Poker	40	\$ 259,047		
3	Slot Machines	2,169	\$ 20,390,984	\$ 251,388,898	8.1%
4	Total Casino Win		\$ 27,760,849		


GROSS REVENUE

5	Year-to-Date Table and Other Games and Poker Win	\$ 48,226,613	
6	Year-to-Date Slot Machine Win	\$ 123,784,629	
7	Year-to-Date Total Casino Win		\$ 172,011,242
8	Adjustments		\$ 2,500
9	Year-To-Date Gross Revenue		\$ 172,013,742
10	Authorized Casino Square Footage - End of Month	154,795	
11	Authorized Simulcasting Square Footage - End of Month	-	
12	Simulcasting Revenue for the Month.....	\$ -	
13	Simulcasting Handle for the Month.....	\$ -	
14	Promotional Gaming Credits Wagered for the Month.....	\$ 2,547,660	

Under penalties of perjury, I declare that I have examined this report, and to the best of my knowledge and belief, it is true and complete.

July 6, 2016

DATE



Joseph Lodise

Vice President of Finance (008900-11)

TITLE (LICENSE NUMBER)

RESORTS CASINO HOTEL (DGMB CASINO LLC)

MONTHLY GROSS REVENUE REPORT

FOR THE MONTH OF JUNE 2016

CASINO WIN - CURRENT MONTH

Line (a)	Type of Game (b)	Authorized Units (c)	Win or (Loss) (d)	Drop/Handle (e)	Win or (Loss) Percentage (f)
1	Table and Other Games	74	\$ 3,173,239	\$ 20,087,402	15.8%
2	Poker	0	\$ -		
3	Slot Machines	1,558	\$ 11,814,340	\$ 127,368,886	9.3%
4	Total Casino Win		\$ 14,987,579		

GROSS REVENUE

5	Year-to-Date Table and Other Games and Poker Win	\$ 16,756,253	
6	Year-to-Date Slot Machine Win	\$ 62,961,988	
7	Year-to-Date Total Casino Win		\$ 79,718,241
8	Adjustments		\$ -
9	Year-To-Date Gross Revenue		\$ 79,718,241
10	Authorized Casino Square Footage - End of Month	83,016	
11	Authorized Simulcasting Square Footage - End of Month	-	
12	Simulcasting Revenue for the Month.....	\$ -	
13	Simulcasting Handle for the Month.....	\$ -	
14	Promotional Gaming Credits Wagered for the Month.....	\$ 2,342,094	

Under penalties of perjury, I declare that I have examined this report, and to the best of my knowledge and belief, it is true and complete.

July 11, 2016

DATE



Walter Simon

Director Operational Accounting 3930-11

TITLE (LICENSE NUMBER)

TROPICANA CASINO & RESORT

MONTHLY GROSS REVENUE REPORT

FOR THE MONTH OF: JUNE, 2016

CASINO WIN - CURRENT MONTH

Line (a)	Type of Game (b)	Authorized Units (c)	Win or (Loss) (d)	Drop/Handle (e)	Win or (Loss) Percentage (f)
1	Table and Other Games	106	\$ 3,673,127	\$ 28,502,578	12.9%
2	Poker	22	\$ 218,817		
3	Slot Machines	2,261	\$ 19,750,490	\$ 212,866,405	9.3%
4	Total Casino Win		\$ 23,642,434		

GROSS REVENUE

5	Year-to-Date Table and Other Games and Poker Win	\$ 28,352,319	
6	Year-to-Date Slot Machine Win	\$ 109,439,604	
7	Year-to-Date Total Casino Win		\$ 137,791,923
8	Adjustments		\$ 127,810
9	Year-To-Date Gross Revenue		\$ 137,919,733
10	Authorized Casino Square Footage - End of Month	124,791	
11	Authorized Simulcasting Square Footage - End of Month	-	
12	Simulcasting Revenue for the Month.....	\$ -	
13	Simulcasting Handle for the Month.....	\$ -	
14	Promotional Gaming Credits Wagered for the Month.....	\$ 3,811,703	

Under penalties of perjury, I declare that I have examined this report, and to the best of my knowledge and belief, it is true and complete.

July 8, 2016

DATE



Jeff Bohrer

Casino Controller 7488-11

TRUMP TAJ MAHAL CASINO RESORT MONTHLY GROSS REVENUE REPORT FOR THE MONTH OF JUNE, 2016

CASINO WIN - CURRENT MONTH

Line (a)	Type of Game (b)	Authorized Units (c)	Win or (Loss) (d)	Drop/Handle (e)	Win or (Loss) Percentage (f)
1	Table and Other Games	130	\$ 4,449,568	\$ 22,735,335	19.6%
2	Poker	24	\$ 107,562		
3	Slot Machines	2,519	\$ 12,780,959	\$ 137,697,241	9.3%
4	Total Casino Win		\$ 17,338,089		

GROSS REVENUE

5	Year-to-Date Table and Other Games and Poker Win	\$ 19,781,345	
6	Year-to-Date Slot Machine Win	\$ 65,398,928	
7	Year-to-Date Total Casino Win		\$ 85,180,273
8	Adjustments		\$ 9,000
9	Year-To-Date Gross Revenue		\$ 85,189,273
10	Authorized Casino Square Footage - End of Month	159,998	
11	Authorized Simulcasting Square Footage - End of Month	-	
12	Simulcasting Revenue for the Month.....	\$ -	
13	Simulcasting Handle for the Month.....	\$ -	
14	Promotional Gaming Credits Wagered for the Month.....	\$ 3,172,211	

Under penalties of perjury, I declare that I have examined this report, and to the best of my knowledge and belief, it is true and complete.

July 6, 2016

DATE



Robert Allen

Finance Operations Controller 6793-11

TITLE (LICENSE NUMBER)